

TRANSFER STUDENTS

RECRUITMENT AND ADMISSION AT FOUR-YEAR COLLEGES

NACAC Resources

Transfer Knowledge Hub

Learn more about best practices for transfer success and access NACAC resources for transfer professionals.

Download and share NACAC's Planning to Transfer checklist with your students.

www.nacacnet.org/Transfer

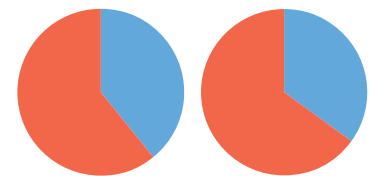

Transfer Admission Application Fee Waiver

Eligible students may qualify for a fee waiver.

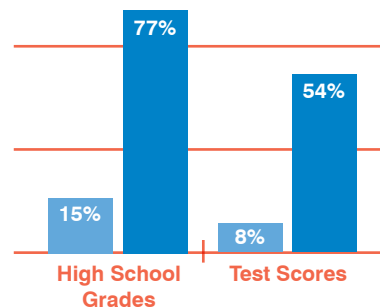
www.nacacfairs.org/TransferFeeWaiver

Applications and Admission


Top two factors in admission decisions



Average admit rate of transfer applicants is **62%**.
For first-time freshmen, it's **66%**.



High school grades and standardized test scores are less important in **transfer** admission than in first-time **freshman** admission. (Percent of colleges rating factor as **considerably important**.)



Public colleges admit **one transfer student for every six first-time freshmen**; 1-to-21 at private colleges.



National Association for
College Admission Counseling

From NACAC's 2016 Admission Trends Surveys

For more information about NACAC's Admission Trends survey, visit www.nacacnet.org/soca.



NACAC is an organization of professionals from around the world dedicated to serving students as they make choices about pursuing postsecondary education.

Copyright © 2018 National Association for College Admission Counseling

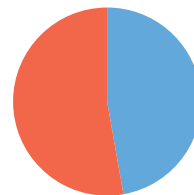
Recruitment



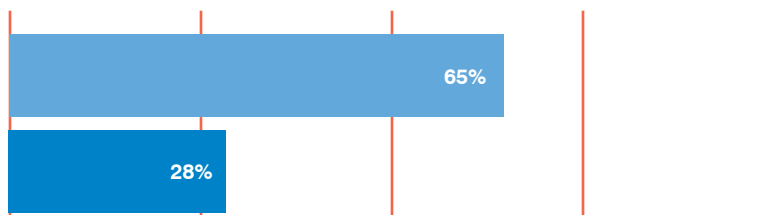
9 in 10 regard transfer students as **considerably or moderately important** to overall enrollment goals.



75% of colleges have at least one admission officer who **works exclusively** with prospective transfer students.



54% of newly-enrolled transfer students came from a **community college**.



Average **yield rate for transfer students** is 65%; 28% for **first-time freshmen**.